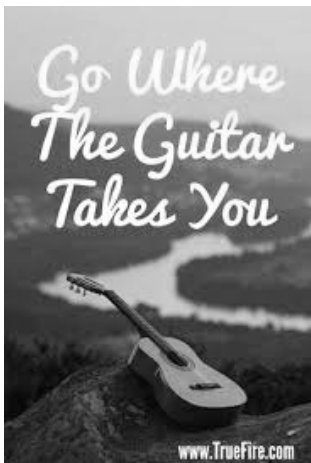



YEAR 7 MUSIC

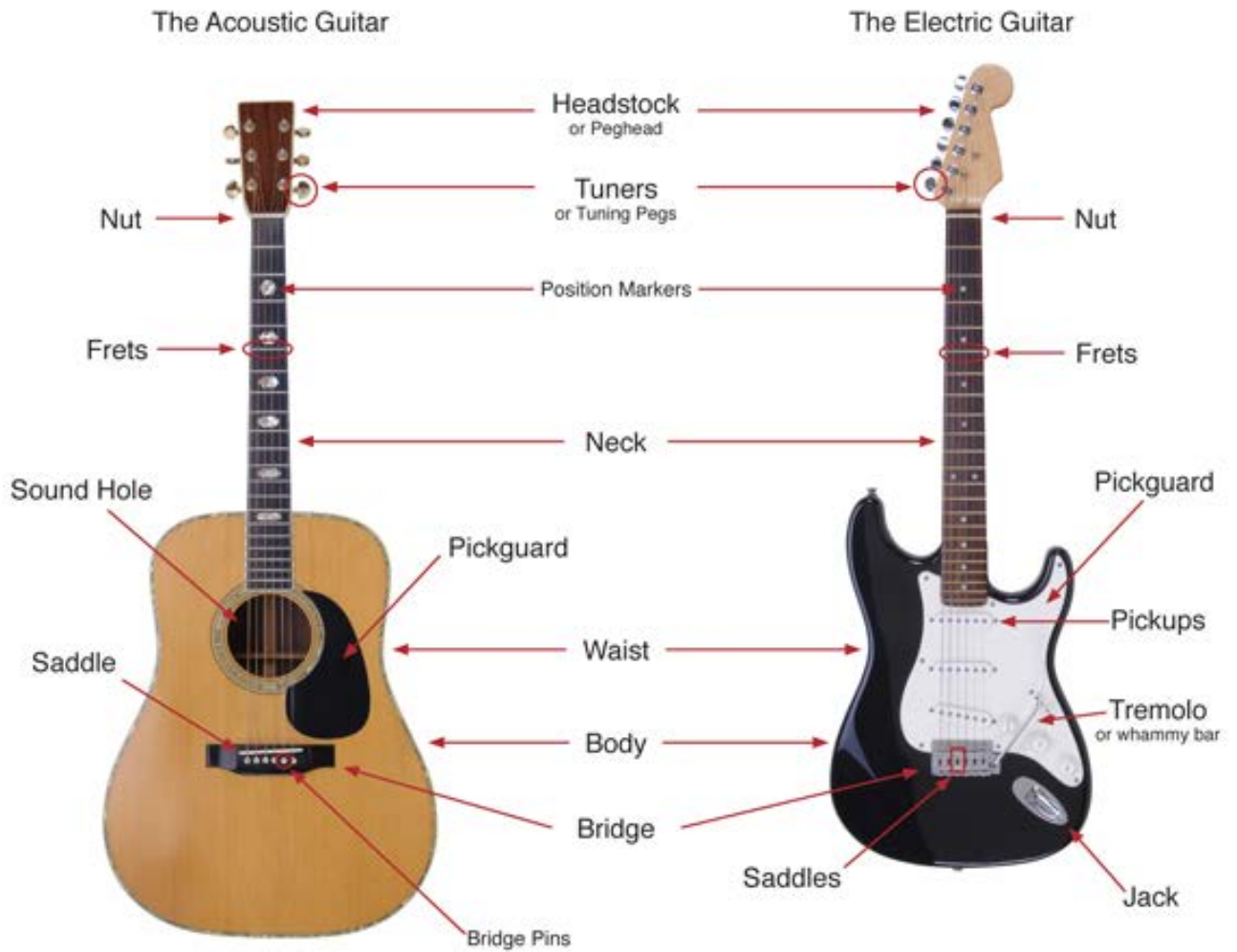
GUITAR BOOKLET



NAME:

HOMEROOM:

PARTS OF THE GUITAR



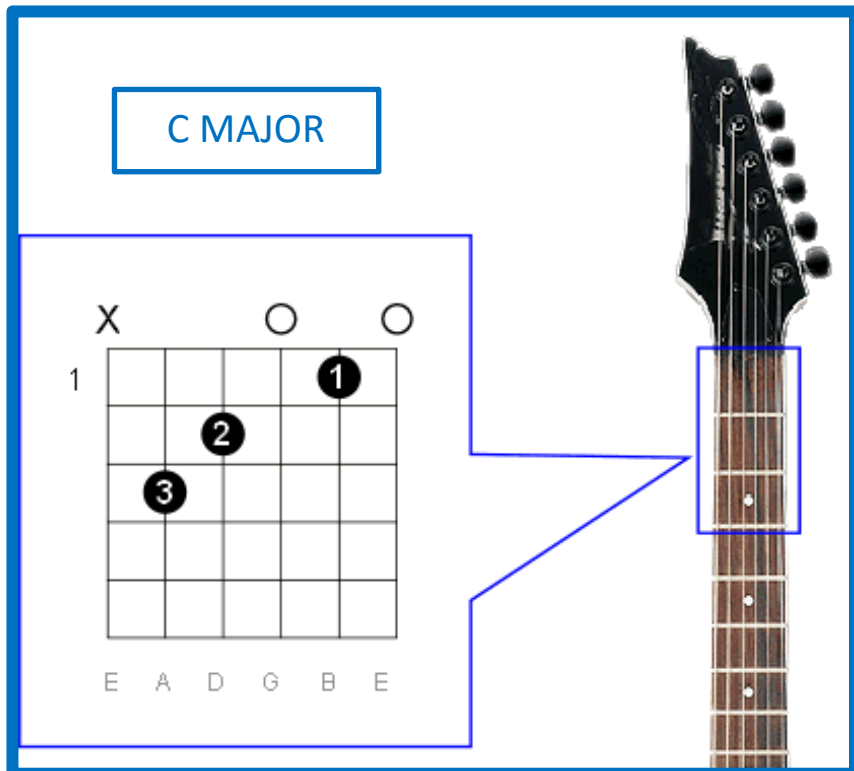
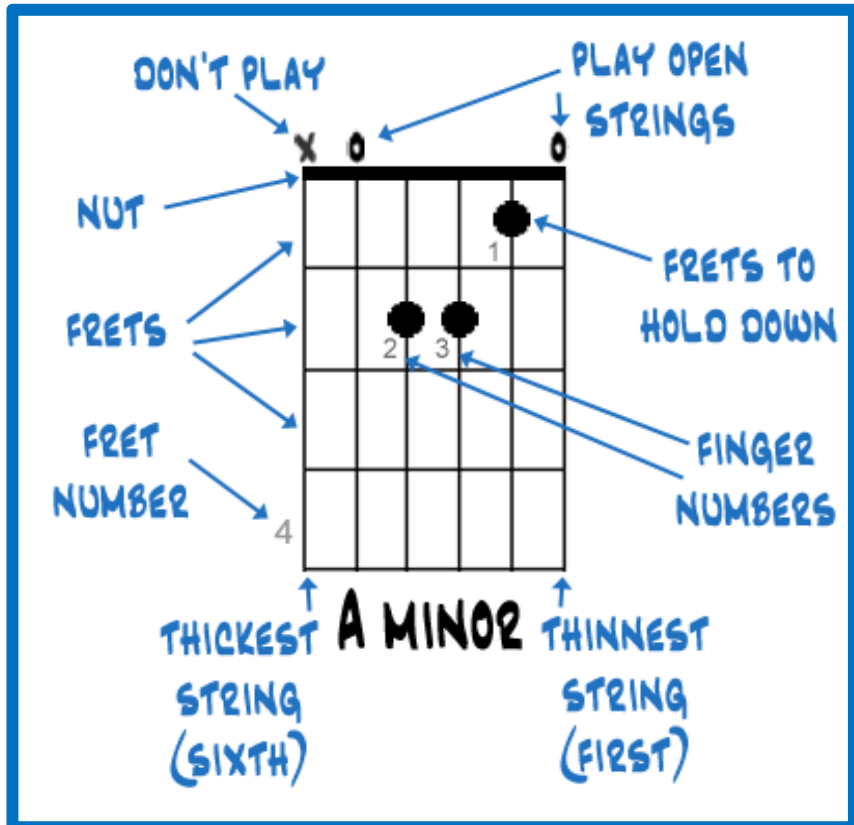
POSTURE & HAND POSITION



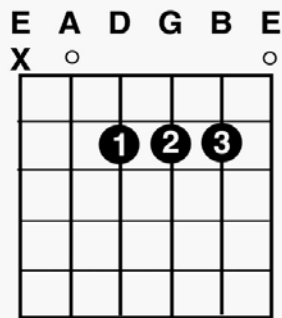
Casual position



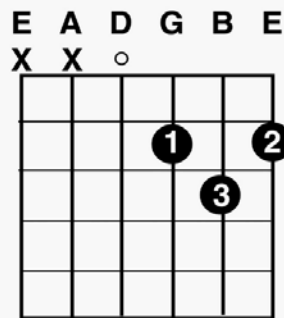
PLAYING CHORDS



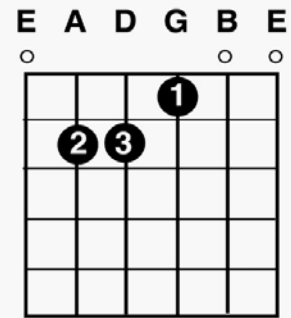
My FIRST CHORDS



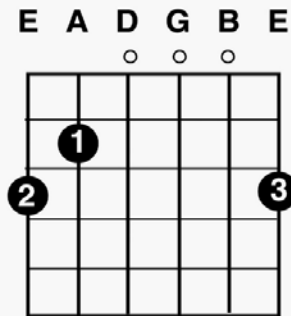
A



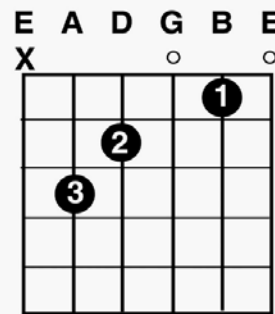
D



E



G



C

YOU ARE MY SUNSHINE

A

You are my sunshine, my only sunshine

D

A

You make me happy when skies are gray

D

A


You'll never know dear, how much I love you


E

A


Please don't take my sunshine away


ROW YOUR BOAT





Row Row Row your boat, Gent - ly down the stream,






mer - ri - ly, mer - ri - ly, mer - ri - ly, mer - ri - ly life is but a dream.

HAPPY BIRTHDAY







Melody $\text{♩} = 80$

Hap-py birth-day to you. Hap-py birth-day to you. Hap-py








M

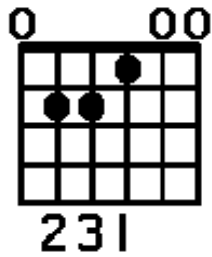
birth - day dear Joe Schmoe. Hap - py birth - day to you.



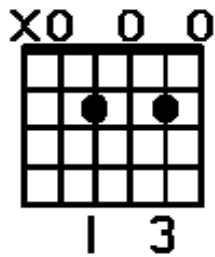
Gtr.

TRY THESE CHORDS!

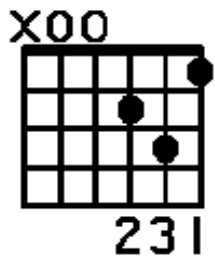
E major



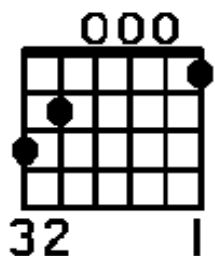
A7



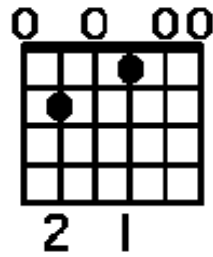
D minor



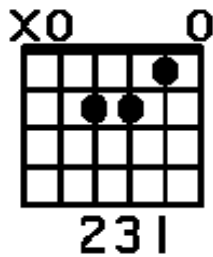
G7



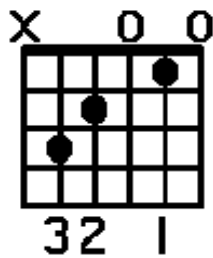
E7



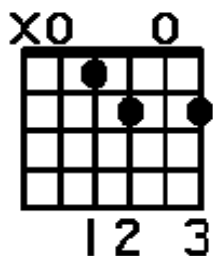
A minor



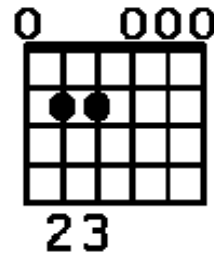
C major



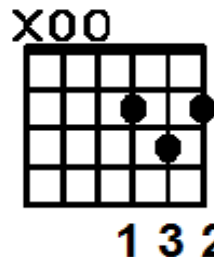
B7



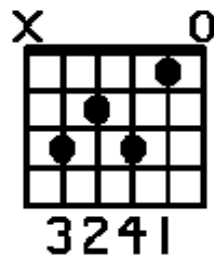
E minor



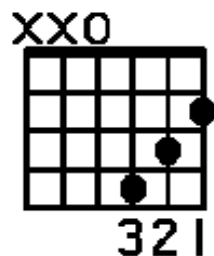
D major



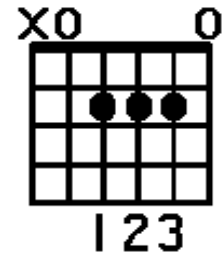
C7



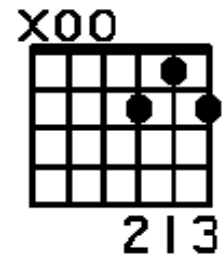
B minor



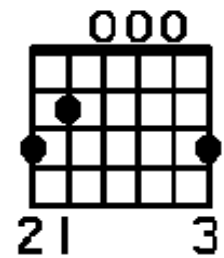
A major



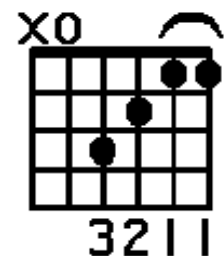
D7



G major



















F major



ARE YOU GOOD AT GUITAR CHORDS? WHY NOT FIND OUT HOW TO PLAY BAR CHORDS?

The internet is FULL of song lyrics with guitar chords. Find the songs you would like to learn to play.

Search for any new chords and record them here. Why not start your own song scrapbook at home?





PRICE TAG


G  D 





seems like ev - ry bod-y's got a price___ I won-der how they sleep at
we need to take it back in time___ when mu - sic made us all u -

Em  C 


3



night when the sale comes first and the truth comes sec-ond, just stop for a min-ute and
nite! And it wasn't low blows and_ vid - e - os___ am I the on-ly one getting

G  D 

5



smile. What is ev-ry bod-y so se - ri - ous! Act-ing so damn mys -
tired?_ why is ev-ry bod-y so ob-sessed? mon-ey can't buy us

Em 

7



te___ ri - ous Got shades on your eyes and your
hap___ pi - ness, canwe all slow___ down and en -

C  G 

8






heels so high that you can't e - ven have a good time.. Ev-ry bod-y look to their
joy right now, guar-an - tee we'll be feel-ing al - right.


D  Em 

10



left, ev - ry bod - y look to their right, can you feel that yeh? where

12   






pay-ing with love to-night. It's not a-bout themon-ey mon-ey mon-ey we don't need you're

14  







mon-ey mon-ey mon-ey, We just wanna make the world dance, for-get a-bout the

16  



price tag ain't a-bout the ca- ching ca-ching ain't a-bout the

18   



ba- bling ba-bling wan-na make the world dance, for-get a-bout the price tag



ALL ABOUT THAT BASS

G
Because you know I'm all about that bass,
G
'Bout that bass 'bout that bass, no treble
Am
I'm all 'bout that bass, 'bout that bass, no treble
D
I'm all 'bout that bass, 'bout that bass, no treble
G
I'm all 'bout that bass, 'bout that bass

[Verse]

G
Yeah it's pretty clear, I ain't no size 2
Am
But I can shake it, shake it like I'm supposed to do
D
'Cause I got that boom boom that all the boys chase
G (hold)
All the right junk in all the right places
G
I see the magazines working that Photoshop
Am
We know that shit ain't real
Am
Come on now, make it stop
D
If you got beauty beauty just raise 'em up
G C
'Cause every inch of you is perfect
G
From the bottom to the top

G Am
Yeah, my momma she told me don't worry about your size
D G
She says, boys they like a little more b
G
You know I won't be no stick figure sili
D
So, if that's what's you're into
C G
Then go ahead and move along!



ONE CALL AWAY

 D A Bm7
I'm only one call away
 G Bm7 A
I'll be there to save the day
 D A Bm7
Superman got nothing on me
 G Em D
I'm only one call away



[Verse]

Bm A D G
Call me, baby, if you need a friend
Bm A D
I just wanna give you love
G
C'mon, c'mon, c'mon
Bm A D G
Reaching out to you, so take a chance

Pre Chorus

G
No matter where you go
A
You know you're not alone

[Chorus]

 D A Bm7
I'm only one call away
 G Bm7 A
I'll be there to save the day
 D A Bm7
Superman got nothing on me
 G Em D
I'm only one call away



I'M YOURS – BRUNO MARS

(4 strums on each chord)

VERSE 1

C
Well you've done done me and you bet I felt it
G
I tried to be chill but you're so hot that I melted
Am **F**
I fell right through the cracks, and now I'm trying to get back
C
Before the cool done run out, I'll be giving it my bestest
G
Nothing's going to stop me but divine intervention
Am **F**
I reckon it's again my turn to win some or learn some

CHORUS

C **G** **Am**
I won't hesitate no more, no more
F
It cannot wait, I'm yours




INTERLUDE (humming)

C **G** **Am** **F**

C **G**
Well open up your mind and see like me
(G) **Am**
Open up your plans and damn you're free
(Am) **F**
Look into your heart and you'll find love love love love
C **G**
Listen to the music of the moment people dance and sing,
(G) **Am**
we're just one big family
(Am) **F** **D**
It's our God-forsaken right to be loved loved loved loved loved



WIPEOUT

Guitar

Guitar

Bass Guitar





Bass Guitar

4/4

2 0-1 2-2-2-0 2-2 0-1 2-2-2-0 2-2 0-1 2-2-2-0 2-2 0-1

7

0

Gtr.

Gtr.

Bass

Bass

4

2-2-2-0-2-2 1-2 3-3-3-1 2-2 1-2 3-3-3-1 2 0-1 2-2-2-0 2-2 0-1

0

2

8

A⁷ E⁷ D⁷

Gtr.

Gtr.

Bass

Bass

T A B

2 2 2 0 2 2 2 3 0 0 0 3 0 0 0 3 3 3 1 2 0 1

0 2 0

11

A⁷ E⁷

Gtr.

Gtr.

Bass



Bass


T A B

2 2 2 0 2 2 2 0 2 2 2 2 2




0 0




23  








drug that cures it all__ blocked by the gov-ern-ment - al wall__ We are the ³

25   








sci-en-tists in-side the lab just wait - ing for the call This earth-quake weath-er has got

28    








__ me shak-in' in- side__ I'm high up and dry__ Pic-tures of you__ pic-tures of me

32    







__ hung up-on your wall__ for the world to see__ Pic-tures of you__ pic-tures of me

36    






__ re-mind us__ all__ of what we used to__ be__ We could have__ been__

40   







__ We could have been__ We could haave been__ Pic-tures of you

43  



__ pic - tures of me__ re - mind us__ all__

45   



__ of what we could have__ been__ We could have__ been__

RIPTIDE

Am G C C Am G

I was scared of den - tists and the dark
Here's this mo - vie that I think you'll like

7 C C Am G C

I was scared of pret - ty girls and start - ing con - ver -
guy de - cides to quit his job and heads to New York

12 C Am G C C

sat - ions Oh all my friends are turn - in' green You're the
ci - ty This cow - boy's run - ing from him - self

17 Am G C C Am

ma - gi cian's ass - is - tant in their dreams Ah ooh
She's been liv - in' on the high - est shelf

22 G C C Am G C

Ah ooh and they come un - stuck

28

C Am G C C

La - dy_ run-ning down to the rip - tide tak-en a- way to the

33

Am G C C Am

dark side I wan-na be_ your left_ hand_ man I love you

38

G C C

when you're sing - ing that song_ and I got a lump_ in my


41


Am G C


throat 'cause you gone and sang_ the words_ wrong




GERONIMO


















2

33

G Am Em C G Am



feel _____ my love? (bombs a-way bombs a-way)

39

Em C C G




bombs a-way say Ger-on-i - mo Well I'm just a boy with a bro

2. Well we rushed

43

G G C




- ken toy all lost and coy so it's here

(At the cur - tains of the wa-ter - fall)

46

G G G




I stand as a bro - ken man but I've found my friend

(At the cur

49

C G G



now I'm fall - ing down through the crash - ing sound and you've come

- tains of the wa-ter - fall)

52

G C G G

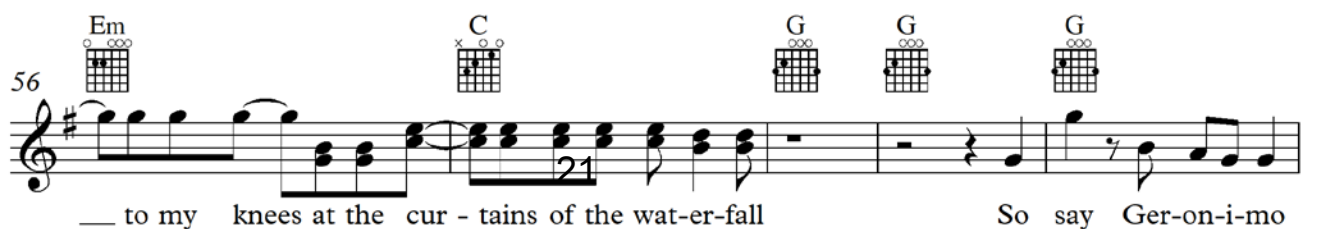


a- round and you rush to me and it sets us free so I fall

(At the cur - tains of the wa-ter - fall)

56

Em C G G G



to my knees at the cur - tains of the wat-er-fall So say Ger-on-i-mo

61

Am Em C G

say Ger-on-i-mo say Ger-on-i-mo say Ger-on-i-mo say Ger-on-i-mo

65

Am Em C G G Em C

say Ger-on-i-mo Can you feel my love?

72

G G Em C G

(bombs a-way, bombs a way bombs a-way) Can you feel (Make this leap

77

G Em C G G

Make this leap my love? Make this leap Make

82

Em C G G Em C G

this leap) Can you feel my love?

QUE SERA

CHORUS

Em C G D
At the end of the day, some you win, some you don't
Em C G Bm
So I'm glad that I'm here, with some friends that I know
Em C G D
Always there with a smile, saying you're not alone
C D G G
Singing la la la la Que sera

INTERLUDE

Em C G D x2
Here we go, yo

VERSE 1

Em C G D
Yesterday is history you gotta get through it
Em C G D
Tomorrow is a mystery so let's just do it
Em C G D
And even when the rain falls you and I will stand tall
Em C G D
No matter what you go through I'll never leave you

PRE CHORUS

Em C G D
So you gotta be strong (strong) Live by the words of the song (song)
C D G G(1)
Together is where we belong (long) Never stop dreaming - keep holding on

CHORUS

VERSE 2

Em C G D
When it's been a long day, had enough, given up, it ain't okay
Em C G D
We don't care what the world say, we spread love it's the only way

PRE CHORUS

CHORUS

VERSE 3





G
We keep falling, but the world keeps spinning
Em Em - C
And I might stop winning, just as long as I got you by my side
G
We keep falling, but the world keeps spinning
Em Em - C
And I might stop winning, but I know that we're gonna be alright


CHORUS x 4




HEY SOUL SISTER ♡


Hey Hey hey Your lip stick stains
on the front lobe of my left side brains I knew I would-n't for
get ya and so I went and let you blow my mind_ Your
sweet moon beam the smell of you_ in ev - ry sin - gle dream I_ dream
I knew when we col - lid ed you're the one I have de - cid ed who's one of my_ kind
Hey soul sis - ter ain't_ that mis - ter mis - ter on the

23    








ra-di-o__ ster e-o__ the way_you move ain't fair you know Hey soul sis-ter I__

26     






__ don't wan-na miss a sin-gle thing you do__ to- night_ Hey

30    









__ hey__ hey__ Just in time__

34   







__ I'm so glad you have a one track mind like_ me__ You gave my life dir-ect

37     






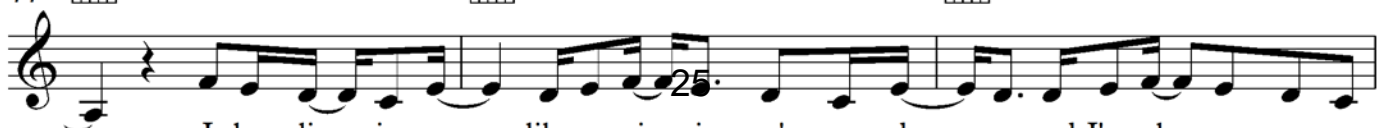
- ion a game show love con-nect - ion we can't de_ ny I I I__ I'm

41   









so ob-sessed My heart is bound to beat right out my un- trimmed_ chest

44   








__ I be- lieve in you_ like a vir- gin you're ma- don - na and I'm al - ways gon-na

47      





wan-na blow your mind___ Hey soul sis-ter ain't___that mis-ter mis-ter on the

51    

ra-di-o___ ster e-o___ the way___you move ain't fair you know Hey soul sis-ter I___

54     

___don't wan-na miss a sin-gle thing you do___ to night___ Hey

58    



___ hey___ hey___ to- night___







Worksheet A - Aural







Listen to the track, circle the pattern you hear.



a)  

b)  

c)  

d)  


e)  

f)  

Unit 3

Note Naming Time Trial

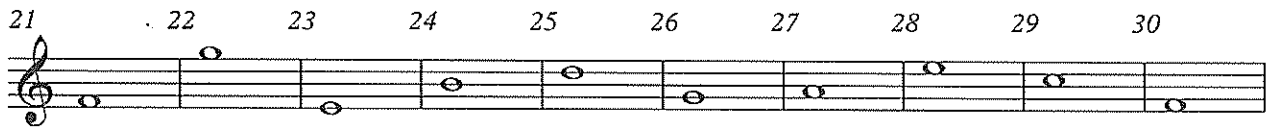
2 3 4 5 6 7 8 9 10




11 12 13 14 15 16 17 18 19 20



21 22 23 24 25 26 27 28 29 30



31 32 33 34 35 36 37 38 39 40



41 42 43 44 45 46 47 48 49 50




English names		American names
Minims and minim rests are worth TWO beats each.		Half notes and half rests are worth TWO beats each.
Crotchets and crotchet rests are worth ONE beat each.		Quarter notes and quarter rests are worth ONE beat each.
Quavers and quaver rests are worth HALF a beat each.		Eighth notes and eighth rests are worth HALF a beat each.
A whole bar rest uses up ALL of the beats in a bar.		A whole rest is worth ALL of the beats in a bar.

1. Match each note or rest to its beat value. Use straight lines.

Use the letter grid to help Pedro the patient puzzler to solve this riddle.

1	2	3	4	5	6	7	8	9	10	11	12	13
O	T	U	S	C	P	A	W	N	I	Q	E	J
14	15	16	17	18	19	20	21	22	23	24	25	26
H	Z	F	L	R	D	V	Y	K	G	X	M	B

What sort of cat has 8 legs?



_____	_____

_____	_____	_____	_____	_____	_____	_____	_____

Unit 4

Note Naming Time Trial

2 3 4 5 6 7 8 9 10



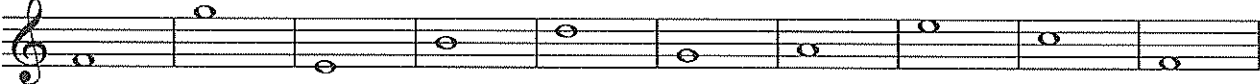
A musical staff in treble clef with ten measures. Measure 2: G4. Measure 3: A4. Measure 4: B4. Measure 5: C5. Measure 6: B4. Measure 7: A4. Measure 8: G4. Measure 9: F4. Measure 10: E4.

11 12 13 14 15 16 17 18 19 20




A musical staff in treble clef with ten measures. Measure 11: D4. Measure 12: C4. Measure 13: B3. Measure 14: A3. Measure 15: G3. Measure 16: F3. Measure 17: E3. Measure 18: D4. Measure 19: C4. Measure 20: B3.

21 22 23 24 25 26 27 28 29 30




A musical staff in treble clef with ten measures. Measure 21: A3. Measure 22: B3. Measure 23: C4. Measure 24: D4. Measure 25: E4. Measure 26: F4. Measure 27: G4. Measure 28: A4. Measure 29: B4. Measure 30: C5.

31 32 33 34 35 36 37 38 39 40



A musical staff in treble clef with ten measures. Measure 31: D4. Measure 32: C4. Measure 33: B3. Measure 34: A3. Measure 35: G3. Measure 36: F3. Measure 37: E3. Measure 38: D4. Measure 39: C4. Measure 40: B3.

41 42 43 44 45 46 47 48 49 50



A musical staff in treble clef with ten measures. Measure 41: G4. Measure 42: F4. Measure 43: E4. Measure 44: D4. Measure 45: C4. Measure 46: B3. Measure 47: A3. Measure 48: G3. Measure 49: F3. Measure 50: E3.

Dynamics

<i>pp</i>	<i>p</i>	<i>mp</i>	<i>mf</i>	<i>f</i>	<i>ff</i>
Pianissimo (Very Soft)	Piano (Soft)	Mezzo Piano (Medium Soft)	Mezzo Forte (Medium Loud)	Forte (Loud)	Fortissimo (Very Loud)



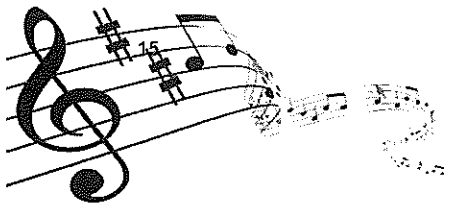
Crescendo

Start soft and steadily become louder



Decrescendo

Start loud and steadily become softer



Dynamics Review

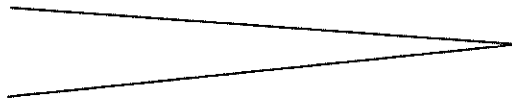
Dynamics tell us _____.

The word "mezzo" means _____.

_____ is the loudest dynamic.


The Italian word for "loud" is _____.

The symbol below tells a player to _____.



Letter Dynamics - Fill in the missing information		
letter symbol	Italian term	meaning
	pianissimo	
p		soft
	mezzo piano	
	mezzo forte	
f	forte	
	fortissimo	


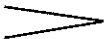
Bonus: Give the Italian words for these dynamics



Dynamics

Name: _____

Dynamics are the degree of loud and soft in music. They are usually indicated by Italian words and can be notated by using symbols. Draw two lines to match all of the words (symbol, name, and meaning).

<u>SYMBOL</u>	<u>NAME</u>	<u>MEANING</u>
<i>p</i>	mezzo piano	soft
<i>f</i>	mezzo forte	loud
<i>mp</i>	crescendo	very soft
<i>pp</i>	fortissimo	gradually softer
<i>mf</i>	pianissimo	very loud
<i>ff</i>	piano	gradually louder
	forte	medium soft
	decrescendo	medium loud

Write the dynamic of the selection of music you hear. Choose one from pianissimo, piano, mezzo piano, mezzo forte, forte, or fortissimo.

A) _____ B) _____

C) _____ D) _____

Write these music symbols in order from SOFTEST to LOUDEST: *mp, mf, ff, pp, p, f*

(softest)

(loudest)

Unit 5

Note Naming Time Trial

2 3 4 5 6 7 8 9 10

A musical staff in treble clef with ten measures. The notes are: 2 (G4), 3 (A4), 4 (F4), 5 (G4), 6 (E4), 7 (F4), 8 (G4), 9 (A4), 10 (G4).

11 12 13 14 15 16 17 18 19 20

A musical staff in treble clef with ten measures. The notes are: 11 (A4), 12 (G4), 13 (F4), 14 (E4), 15 (D4), 16 (C4), 17 (B3), 18 (A3), 19 (G3), 20 (F3).

21 22 23 24 25 26 27 28 29 30

A musical staff in treble clef with ten measures. The notes are: 21 (E4), 22 (F4), 23 (G4), 24 (A4), 25 (B4), 26 (C5), 27 (B4), 28 (A4), 29 (G4), 30 (F4).

31 32 33 34 35 36 37 38 39 40

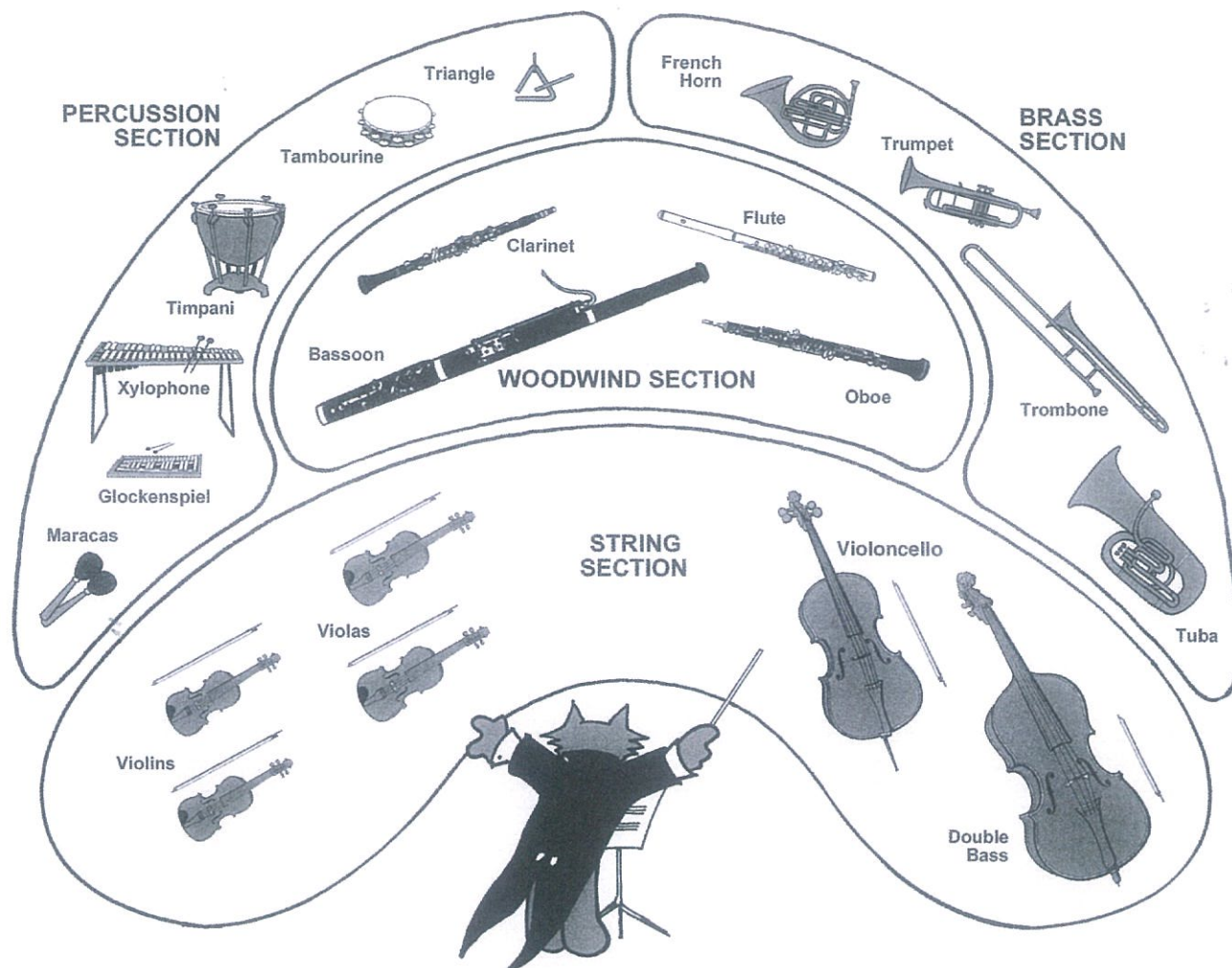
A musical staff in treble clef with ten measures. The notes are: 31 (D4), 32 (C4), 33 (B3), 34 (A3), 35 (G3), 36 (F3), 37 (E3), 38 (D3), 39 (C3), 40 (B2).

41 42 43 44 45 46 47 48 49 50

A musical staff in treble clef with ten measures. The notes are: 41 (A3), 42 (G3), 43 (F3), 44 (E3), 45 (D3), 46 (C3), 47 (B2), 48 (A2), 49 (G2), 50 (F2).

UNIT FIVE: Instruments of the Orchestra

Here is a picture of an orchestra. The instruments are generally positioned in the same places and are organised into sections of instruments.



There are four main sections in the orchestra. Instruments that belong to the orchestral **STRING SECTION** have bows and metal strings. They are the violin, viola, violoncello (cello for short) and double bass.

Instruments that belong to the orchestral **WOODWIND SECTION** were originally made from wood and are blown to produce sound. They are the flute, oboe, clarinet and bassoon.

Instruments that belong to the orchestral **BRASS SECTION** have always been made from metal. They can be silver or gold in colour. The sound is produced when players "buzz" with their lips into a mouthpiece. (It's like blowing a raspberry.) The brass instruments are the trumpet, French horn, trombone and tuba.

Instruments that belong to the **PERCUSSION SECTION** are struck or shaken to produce a sound. There are many instruments in this section. Here is a list of just some of them: timpani, any drum, xylophone, glockenspiel, vibraphone, metallophone, tambourine, triangle, cymbals, castanets, maracas, guiro, vibraslap ... and many more!

1. On the picture of the orchestra to the left, gently shade the **string** section in **yellow**.
2. Gently shade the **woodwind** section in **light blue**.
3. Gently shade the **brass** section in **light green**.
4. Gently shade the **percussion** section in **orange**.
5. Cut out the yellow memory cards from inside the front cover. Each time you practise matching the instruments to their section name, say the name of each of the instruments to yourself. This will help you to learn them more quickly. Try this now.

Using the information on page 11 and the **yellow** memory cards, see if you can answer the following questions.

6. Name the largest instrument in the string section. _____
7. Name a woodwind instrument that starts with "o". _____
8. How many different instruments are in the brass section? _____
9. Name two instruments that are NOT always in the orchestra.
(It may even be the one that you learn!)
_____ and _____
10. Name a percussion instrument that is shaken to produce sound. _____
11. Name a percussion instrument that is made from metal. _____
12. Name these instruments. Identify the section of the orchestra to which the instrument belongs.



Instrument: _____
Section: _____



Instrument: _____
Section: _____



Instrument: _____
Section: _____
Instrument: _____
Section: _____



Instrument: _____
Section: _____



We can use our yellow memory cards if we need some help.



Colour the squares that make up each answer. Words can be written forwards, backwards, horizontally, vertically or diagonally.

13. Use the clues to help Pedro the patient puzzler to discover the question hidden in this wordfind.


W	T	V	I	O	L	A	H	E	H	F	L
U	O	I	T	E	T	I	S	N	C	A	B
T	M	O	E	M	U	B	E	O	N	O	R
R	T	L	D	R	B	O	F	O	E	R	A
O	E	I	W	W	A	H	I	S	R	C	S
M	P	N	I	C	I	S	H	S	F	H	S
B	M	S	E	C	S	N	T	A	I	E	O
O	U	N	O	U	F	T	D	B	H	S	E
N	R	O	C	R	C	G	N	I	R	T	S
E	T	R	I	A	N	G	L	E	H	R	E
S	E	T	E	N	I	R	A	L	C	A	T
P	E	N	O	H	P	O	L	Y	X	R	A

- There are four main sections of instruments in the _____ (9 letters).
- The names of the sections are _____ (5), _____ (6), _____ (8) and _____ (10).
- The _____ (6) and the _____ (5) are the two smallest members of the string section.
- The _____ (7) is the largest member of the woodwind section.
- The _____ (8) belongs to the woodwind section. It has a wide bell at its lower end.
- The _____ (6) horn, _____ (7), _____ (8) and _____ (4) are all members of the brass section.
- The _____ (8) is a percussion instrument that is made of metal and is also the name of a shape.
- The _____ (9) is a percussion instrument that has notes set out like a piano. It is made of wood and begins with an unusual letter of the alphabet.

Use the letters in the squares that are not coloured in to reveal the hidden question.

_____ ?

Answer: _____



1. Write the counts and fill in the missing **TIME SIGNATURES** for these pieces of music.


2. Write the counts and fill in the missing **BAR LINES** for these pieces of music.
Remember to use a **double bar line** at the end.

$\frac{2}{4}$

$\frac{3}{4}$

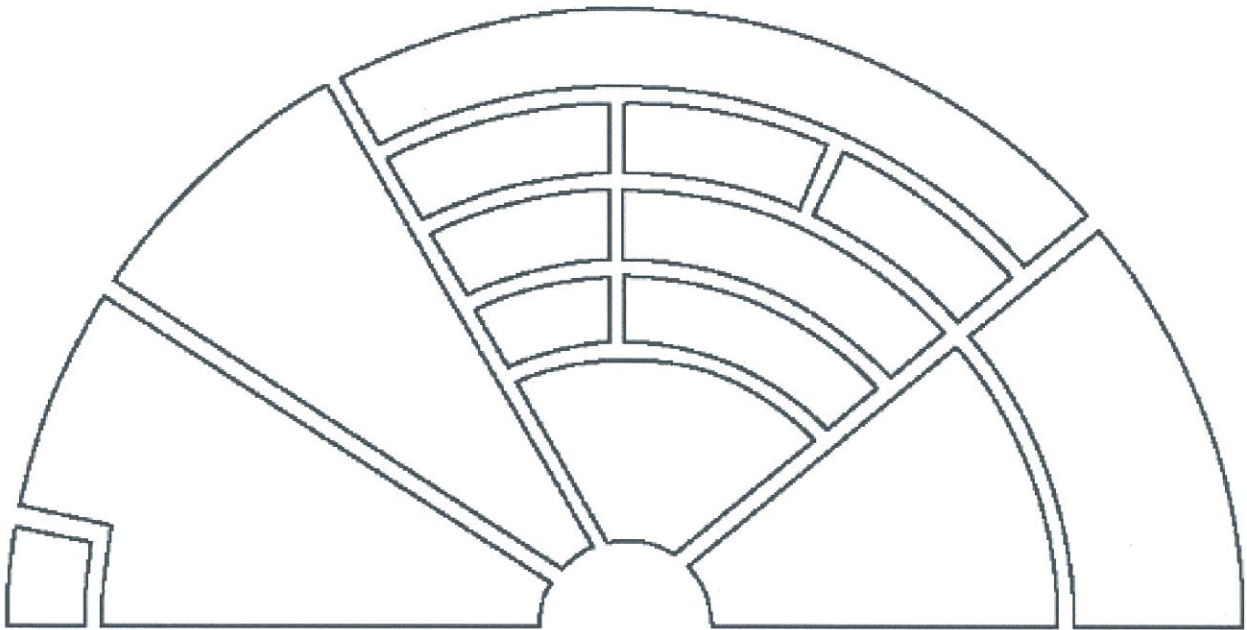
Music Matching

Write the correct number in front of each word:



clarinet ---	guitar ---	piano ---
French horn ---	drum set ---	violin ---
electric guitar ---	tambourine ---	harp ---
trumpet ---	maracas ---	mandolin ---
bass ---	saxophone ---	xylophone ---

The layout of the Orchestra



You are the conductor and need to know where all the instruments sit. Using the following directions, label the blank sections. Then shade each section in the appropriate colour.

Strings = Blue Percussion = Red Woodwind = Green Brass = Yellow

Directions for Labels

The percussion and timpani sit at the very back row of the orchestra. The harp occupies the smallest space and the 1st violins sit at the front, next to the harp. The 2nd violins sit next to the 1st. The violas are directly in front of you. Double basses are behind the cellos and finish the string section (which is the largest).

The flutes are behind the violas to the left. The oboes sit next to the flutes and are directly in front of the bassoons. The clarinets sit next to the bassoons and in front of the horns. The trombones and tuba sit a row behind the bassoons to the right and the trumpets sit next to them.

INSTRUMENT INVESTIGATION



Investigators in this group:

How does this instrument make sound?

This instrument belongs to the _____ Family.

This instrument sounds like.....

Draw a picture of the instrument below.

Interesting Facts about this instrument.

Unit 6

Note Naming Time Trial

2 3 4 5 6 7 8 9 10



A musical staff in treble clef with ten measures. The notes are: 2 (middle C), 3 (C4), 4 (B3), 5 (A3), 6 (G3), 7 (F3), 8 (E3), 9 (D3), 10 (C3).

11 12 13 14 15 16 17 18 19 20



A musical staff in treble clef with ten measures. The notes are: 11 (B3), 12 (A3), 13 (G3), 14 (F3), 15 (E3), 16 (D3), 17 (C3), 18 (B2), 19 (A2), 20 (G2).

21 22 23 24 25 26 27 28 29 30



A musical staff in treble clef with ten measures. The notes are: 21 (F3), 22 (E3), 23 (D3), 24 (C3), 25 (B2), 26 (A2), 27 (G2), 28 (F2), 29 (E2), 30 (D2).

31 32 33 34 35 36 37 38 39 40



A musical staff in treble clef with ten measures. The notes are: 31 (C3), 32 (B2), 33 (A2), 34 (G2), 35 (F2), 36 (E2), 37 (D2), 38 (C2), 39 (B1), 40 (A1).

41 42 43 44 45 46 47 48 49 50



A musical staff in treble clef with ten measures. The notes are: 41 (G2), 42 (F2), 43 (E2), 44 (D2), 45 (C2), 46 (B1), 47 (A1), 48 (G1), 49 (F1), 50 (E1).

Symbol Search

Complete the checklist below by finding each of the symbols in this piece of music.

The image shows two staves of musical notation. The first staff is in treble clef, 4/4 time, and begins with a forte (*f*) dynamic marking. It contains a dotted half note, followed by quarter notes, and ends with a whole note. The second staff is in bass clef, 4/4 time, and begins with a piano (*p*) dynamic marking. It contains a dotted half note, followed by quarter notes, and ends with a whole note. Both staves have bar lines and repeat signs at the end.

- _____ Draw a **RED** circle around each **TREBLE CLEF**
- _____ Draw a **BLUE** square around each **BASS CLEF**
- _____ Draw a **YELLOW** rectangle around the **TIME SIGNATURE**
- _____ Draw a **PURPLE** triangle around the **REPEAT SIGN**
- _____ Draw an **ORANGE** arrow pointing to each **BAR LINE**
- _____ Draw a **GREEN** square around each symbol that tells you to play **LOUDLY**
- _____ Draw a **BROWN** circle around each symbol that tells you to play **SOFTLY**
- _____ Draw a **PURPLE** triangle around each **HALF NOTE**
- _____ Draw a **RED** arrow pointing to each **QUARTER NOTE**
- _____ Draw a **YELLOW** oval around each **WHOLE NOTE**
- _____ Draw a **BLUE** rectangle around each **DOTTED HALF NOTE**

Genres - Instrumental

E	O	X	U	A	Y	N	O	H	P	M	Y	S
T	D	F	U	Z	J	O	W	A	V	R	U	O
U	K	U	I	X	V	N	G	J	F	I	H	N
D	R	V	L	I	W	A	J	I	T	Z	V	A
E	O	M	R	E	I	C	K	E	M	G	K	T
Z	M	U	Q	J	R	E	X	I	Q	U	E	A
E	A	Q	B	M	F	P	C	K	I	T	G	O
R	N	F	A	W	U	O	L	R	R	H	V	Z
U	C	E	L	E	N	Q	F	A	A	W	Q	R
T	E	X	L	C	O	K	U	J	G	X	H	E
R	G	R	E	V	K	Q	U	X	M	M	Z	H
E	J	R	T	T	O	N	E	P	O	E	M	C
V	T	M	R	Z	O	G	W	Q	V	F	Z	S
O	T	N	E	M	I	T	R	E	V	I	D	W

*SYMPHONY**CONCERTO**SUITE**ROMANCE**TONE POEM**QUARTET**ETUDE**SONATA**CANON**DIVERTIMENTO**SCHERZO**OVERTURE**BALLET**PRELUDE*

Playing with a friend...or...

© 1993 MUSIC 19
All Rights Reserved

Level 1
Card 1

4 | 4 | 4 | 4 |



