

# MUSIC WORKSHEET #1

Welcome to Chorus! During the year ahead we will be learning many skills to help you become the best vocalists and musicians possible. Learning to sing is not easy and the human voice takes time to develop and mature. Did you know that the female voice doesn't fully develop until around the age of 30?! That means you have plenty of time to work on your amazing instrument.

Singers are extra special because, as musicians, they can produce beautiful music without needing to read or understand music notation. But be aware, having an understanding of theory truly helps! In the year ahead we will go over musical basics to make sure you have a general understanding of how to read a score and not feel overwhelmed when handed sheet music.

Already a music theory master? No fear! Use these sheets to just practice you already fine-tuned skills.



---

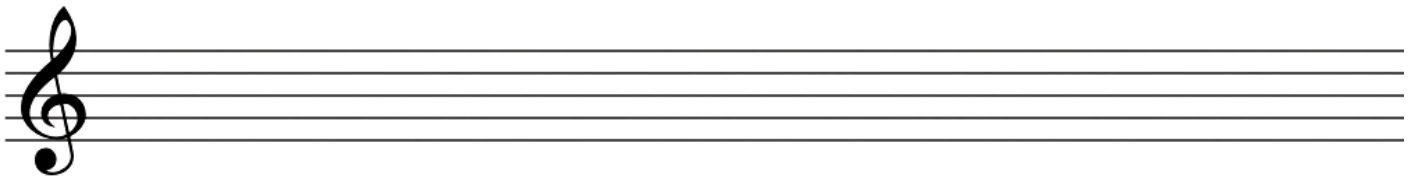
## LET'S BEGIN WITH THE TREBLE STAFF!

As a female vocalist you will be looking primarily at the treble staff. Typically instruments with high pitches use the treble staff. Write below 3 other instruments which use the treble staff....

1. \_\_\_\_\_ 2. \_\_\_\_\_ 3. \_\_\_\_\_

A music staff consists of 5 lines as seen below. The treble clef which is seen on the staff shows us that we are reading from the treble staff.

**ACTIVITY!** Copy the treble staff 6 more times on the staff below....



We place notes on a staff to indicate what pitch is required to be played. We also learn from notation what rhythm we need to play, but we will come to that later.



Any notes that are above the staff have tails or stems which are drawn to the right and go upwards and any below are drawn to the left and go downwards. Like so....




Below the middle lines stems go up ↑



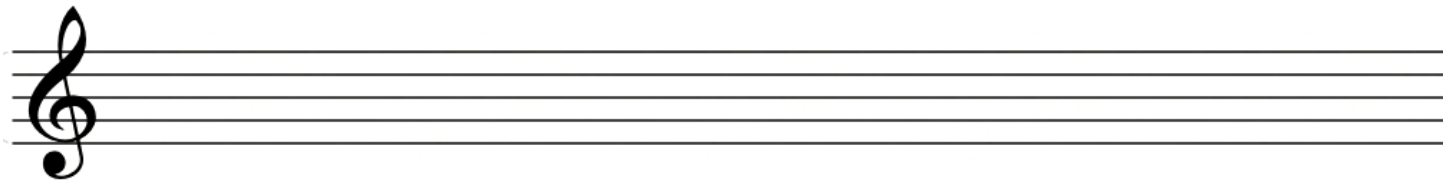
Above the middle line stems go down ↓

**AND the middle is special and can go up or down :)**

**ACTIVITY!** On the notes below draw their stems in the correct direction.



**ACTIVITY!** Now for some more treble clef drawing practice!! Draw 6 more treble clefs. Try to make sure they are spread out and not cramped.



**ACTIVITY!** Nice job! To finish up answer these questions below using sentence form.....

*What kind of music do you like? Are there any styles you prefer? Do you have any suggestions of repertoire we can learn?*